



Board of Pharmacy

Executive Director Report July 2024

Licensing

License Type	Active	Detail	Renewal	Issued Last 30 Days
Pharmacist	22,836	Emeritus - 286		113
Pharmacy Intern	2,680			38
Pharmacy Technician	26,34	Trainee - 5,601 Registered - 7,572 Certified - 13,761 Conditional Approval Trainees - 2		854
Terminal Distributor	22,394			210
Drug Distributor	2,227			12
Home Medical Equipment	794	License - 152 Registration - 642	Renewal - 683 (86%)	11

*Counts as of 7/3/2024

Compliance

STATISTICS

In-Take Panel Statistics

Cases Assigned	05/03	05/07	05/10	05/14	05/17	05/21	05/24	05/28	05/31
Consumer Complaint	2	5	5	5	6		6	3	4
Minimum Qualifications of TDDD/WDDD	4	1	2	2		3	2	1	4
MMJ Consumer Complaint					2				
Questionable Dispensing	1	1	3	2	3	1			
Working Conditions/Minimum Standards	1	2	1			1	1	1	1
Error in Dispensing	2	1	1	1	2	3	1		2
Questionable Prescribing					2				
Violation of Patient Confidentiality									1
Unprofessional Conduct						1			
Illegal Processing of Drug Documents	1		7	1	1		2		1
Intelligence Information				1					
Trafficking in Drugs					1		1		
Theft of Drugs						1			1
Error in Administration			2						
Failure to Perform DUR		1					1		
Background Investigation		1				2			
Error in Dispensing with Patient Harm			1		1	1			
Abusing, Addicted, Unfit			1					1	
Fraud						1			
Total	11	12	23	12	18	14	14	6	14

All Open Cases	New Cases Opened in Past 30 Days (May)	Number of Summary Suspensions in May	Cases Closed in Past 30 Days (May)
468	375	8	251

Top 10 Cases Opened in May 2024

Case Type	Cases Opened
Background Investigation	173
Drug Security	27
Minimum Qualifications of TDDD/WDDD	27
Error in Dispensing	26
Theft of Drugs	22
Questionable Dispensing	15
Suspicious Purchases	15
Deception to Obtain Dangerous Drugs	14
Error in Dispensing with Patient Harm	13
Illegal Processing of Drug Documents	11

Investigations Summary

Monthly Investigations Summary	Total
Current cases open (As of July 2, 2024)	468
Cases opened (May 2024)	375
Complaints received	124
Cases opened from complaints (Intake)	74
Cases opened in the field (Self-Initiated)	53
Admin. cases referred to SOBP Legal Department	55
Civil forfeitures received	-
Court orders received	-
Criminal convictions	5
Intervention in Lieu of Conviction (ILC)	6
Criminal indictments	4
Search warrants executed	-
Summary Suspension	8
Monthly Inspection Summary	Total
Inspections completed	302
Written warnings issued	73

Notable Investigative Events

- The OARRS Early Intervention initiative added the Pike County Prosecutor’s Office as a partnering agency. Currently, 22 counties participate in the program.

- Board agents worked with Lawrence and Scioto County law enforcement investigators as well as its regulatory partners to secure felony convictions on four (4) individuals involved in a widespread drug trafficking ring. The convictions, which included an APRN

and two LPNs, and a chemical dependency counselor resulted in a variety of sentences to include a 3-year mandatory prison sentence for the APRN. Others received community control, fines and court restitution.

- Case Note:

Drugs involved: Adderall, gabapentin, oxycodone, tramadol and MMJ edibles

.....

List of active OARRS EI counties:

- Ashland
- Butler
- Clermont
- Clinton
- Cuyahoga
- Erie
- Franklin
- Green
- Hamilton
- Hancock
- Lake
- Licking
- Lucas
- Mahoning
- Medina
- Montgomery
- Pike
- Richland
- Ross
- Stark
- Summit
- Warrant

Executive Director Report

FISCAL

FY24

Fund	Appropriation	Year-to-date Expenditures	Encumbered	Unexpended
OARRS Grants (3HD0)	\$ 1,700,000	\$ 1,510,559	\$ 200	\$ 189,241
Medicaid/OARRS Integration (3HH0)	\$ 1,392,000	\$ 617,782	\$ 4,790	\$ 769,428
Equitable Sharing Treasury (3HM0)	\$ 5,000	\$ -	\$ -	\$ 5,000
Equitable Sharing Justice (3HN0)	\$ 30,000	\$ -	\$ -	\$ 30,000
Law Enforcement Fund (4A50)	\$ 50,000	\$ 150	\$ 7,500	\$ 42,350
Operating (4K90)	\$ 13,277,300	\$ 12,023,391	\$ 355,441	\$ 898,468
Drug Database Fund (5SG0)	\$ 5,441,122	\$ 2,962,713	\$ 791,026	\$ 1,687,383
All Funds Total	\$ 21,895,422	\$17,114,595	\$ 1,158,957	\$ 3,621,870

FY25 (New Appropriation)

Fund	Appropriation	Year-to-date Expenditures	Encumbered	Unexpended
OARRS Grants (3HD0)	\$ 1,765,000	\$ -	\$ -	\$ 1,765,000
Medicaid/OARRS Integration (3HH0)	\$ 1,393,000	\$ -	\$ -	\$ 1,393,000
Equitable Sharing Treasury (3HM0)	\$ 5,000	\$ -	\$ -	\$ 5,000
Equitable Sharing Justice (3HN0)	\$ 30,000	\$ -	\$ -	\$ 30,000
Law Enforcement Fund (4A50)	\$ 50,000	\$ -	\$ -	\$ 50,000
Operating (4K90)	\$ 13,931,300	\$ 2,730	\$ 333,713	\$ 13,594,857
Drug Database Fund (5SG0)	\$ 100,000	\$ -	\$ -	\$ 100,000
All Funds Total	\$ 17,274,300	\$ 2,730	\$ 333,713	\$16,937,857

OARRS REPORTING

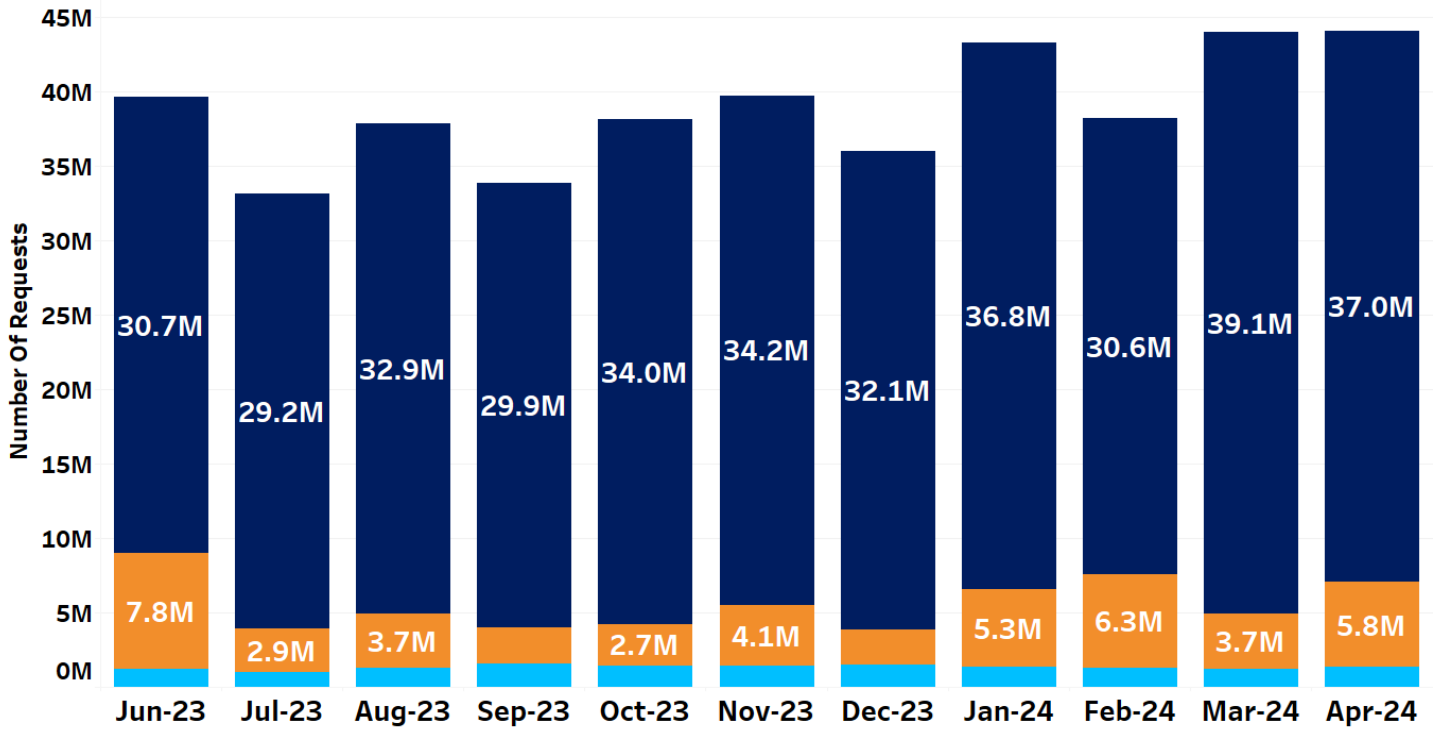
New OARRS Accounts by Type and Month Created

	Pharmacist		Prescriber		Law	Other	Month Total
		Delegate		Delegate	Enforcement		
June 2023	130	14	446	174	27	1	792
July 2023	276	18	444	167	19		924
August 2023	321	12	419	180	21		953
September 20..	185	14	289	162	26		676
October 2023	163	12	301	168	25	2	671
November 2023	143	7	275	116	24	4	569
December 2023	146	13	240	121	22	1	543
January 2024	87	12	278	141	28		546
February 2024	113	13	205	133	24	1	489
March 2024	105	14	226	120	16	2	483
April 2024	81	17	228	161	24	1	512
May 2024	147	23	313	144	12	3	642
Total	1,897	169	3,664	1,787	268	15	7,800

Percentage of Dispensations by ICD-10 Code Compliance

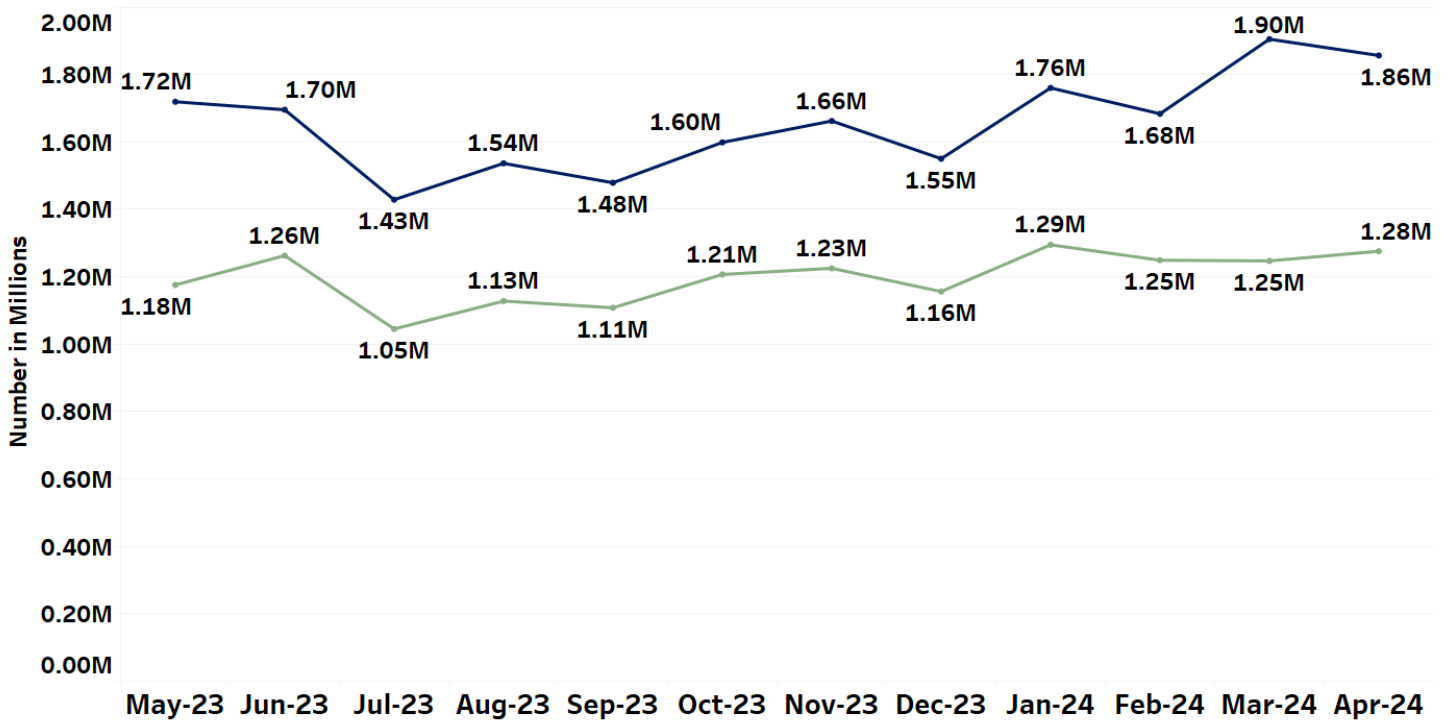
Code Type	May-23	Jun-23	Jul-23	Aug-23	Sep-23	Oct-23	Nov-23	Dec-23	Jan-24	Feb-24	Mar-24	Apr-24
Valid ICD10 Code	76.0%	75.9%	75.8%	75.9%	75.7%	76.3%	76.7%	76.1%	75.2%	73.1%	73.4%	73.8%
No Code	19.5%	18.9%	19.5%	19.5%	19.8%	19.2%	18.9%	17.5%	15.1%	5.5%	5.9%	6.9%
Invalid ICD10 Code	2.1%	2.0%	2.2%	2.1%	2.1%	2.0%	1.9%	1.7%	1.5%	0.5%	0.6%	0.7%
ICD10 not included	2.4%	3.2%	2.5%	2.5%	2.4%	2.5%	2.4%	4.7%	8.2%	20.9%	20.1%	18.6%
Valid ICD10 Code	75.4%	75.4%	75.4%	75.6%	75.4%	76.0%	76.4%	76.3%	76.2%	75.2%	75.1%	75.4%
No Code	21.3%	20.7%	21.4%	21.2%	21.4%	20.8%	20.4%	18.5%	15.5%	5.4%	5.9%	7.2%
Invalid ICD10 Code	1.1%	1.1%	1.1%	1.1%	1.1%	1.1%	1.1%	0.9%	0.8%	0.3%	0.4%	0.5%
ICD10 not included	2.2%	2.8%	2.1%	2.1%	2.0%	2.1%	2.1%	4.2%	7.5%	19.2%	18.6%	16.9%

The Number of Requests for Patient Reports by System Type



Request System Type

- Integration
- PMPi
- Web



Measure Names

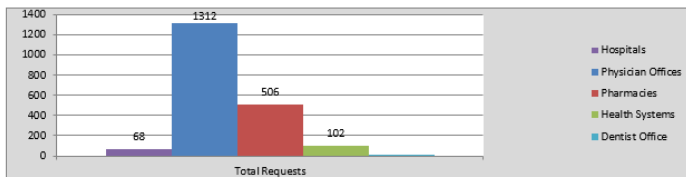
- Requests per Weekday
- Unique Patients per Weekday

Integration

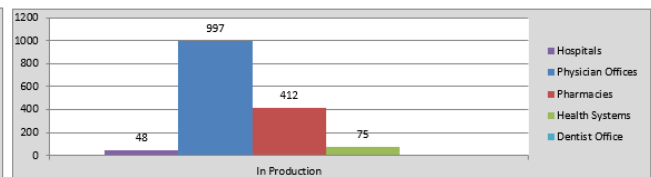
OARRS/PMP Integration Development Status Dashboard

Interface Integration Status																	
Health Care Entity	T&C Pending	Integration Request Received	Pending Vendor Onboarding	Vendor declined integration	Vendor Dev Not Started	Vendor Not Integrated	Vendor Dev in Progress	Epic Start Dev	Credentials Requested	Credential Ticket Needs Attention	Awaiting PMPi Approval	PMPi Approval Complete	Credentials Sent (awaiting production)	On hold	Deactivate	In Production	Total Requests
Hospitals	4	19				1		1					7	1	6	48	68
Physician Offices	74	4				2					1		178	6	35	997	1312
Pharmacies	12	3				19							35	18	6	412	506
Health Systems	8					1							7	0	8	75	102
Dentist Office	2												4	2	1	4	13
Totals	100	26	0	0	0	23	0	1	0	0	1	0	231	27	55	1536	2001

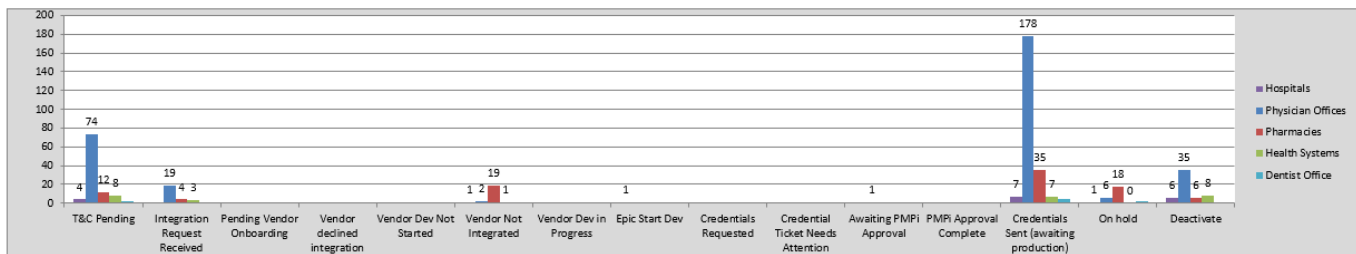
Requests Received



In Production



Not In Production



New health systems and vendors that went live:

- None

COMMUNICATIONS AND OUTREACH

- Executive Director Schierholt participated in the following:
 - Attended the Ohio Narcotics Intelligence Center (ONIC) Law Enforcement Drug Summit.
 - The NABP Monthly Executive Officer Call.
 - BOP participated in the PMPi Steering Committee Meeting in Mount Prospect, IL.
 - BOP participated in committee calls with National Association of State Controlled Substance Authorities (NASCSA).
 - BOP attended various meetings with the Governor's office, including a RecoveryOhio Drug Trends meeting

Policy and Communications

HIGHLIGHTS

- HB73 AUTHORIZE PRESCRIBING OFF-LABEL DRUGS** (GROSS J, LOYCHIK M) To authorize the prescribing of off-label drugs and if prescribed, to require their dispensing and to name this act the Dave and Angie Patient and Health Provider Protection Act.
Current Status: 6/12/2024 – Senate Health, (Third Hearing)
- HB80 PHARMACIST CARE** (LIPPS S) Regarding pharmacist care.
Current Status: 2/28/2023 - Referred to Committee House Health Provider Services
- HB92 SAVE OHIO SAFE RX** (YOUNG T, SANTUCCI N) To establish the Canadian Prescription Drug Importation Program, to name this act the Save Ohio Safe Rx Act, and to make an appropriation.
Current Status: 6/12/2024 – House Public Health Policy, (Third Hearing)
- HB136 REMOTE DISPENSING PHARMACIES** (HOLMES A, STEWART B) To authorize the operation of remote dispensing pharmacies.
Current Status: 12/5/2023 - House Health Provider Services, (Third Hearing)
- HB156 PHYSICIAN-ADMINISTERED DRUGS** (MANNING G, OELSLAGER S) To amend the law related to physician-administered drugs.
Current Status: 12/6/2023 – House Insurance, (First Hearing)
- SB9 LAW CHANGES-MEDICAL MARIJUANA** (HUFFMAN S, SCHURING K) To amend the law related to medical marijuana.
Current Status: 5/16/2023 - Senate General Government, (Seventh Hearing)
- SB95 REMOTE DISPENSING PHARMACY OPERATIONS** (REYNOLDS M) To authorize the operation of remote dispensing pharmacies.
Current Status: 6/11/2024 – Referred to Committee House Health Provider Services
- SB103 REGARDING KRATOM PRODUCT SALES** (BLESSING III L) Regarding sales of kratom products.
Current Status: 11/15/2023 - Senate Health, (Third Hearing)
- SB144 REGARDING IMMUNIZATIONS BY PHARMACISTS** (ROMANCHUK M) Regarding immunizations administered by pharmacists, pharmacy interns, and pharmacy technicians; regarding certificates of need and change of operator procedures for nursing homes; regarding the per Medicaid day payment rate for specified ICFs/IID; regarding medication aides and certified nurse aides, including competency evaluation programs and training and competency evaluation programs; regarding nursing home quality improvement projects; regarding conditional employment in homes and adult day care programs; regarding grants provided to adult day care providers; and regarding the Ohio Medical Quality Foundation.
Current Status: 6/26/2024 – Consideration of House Amendments; Senate Does Concur, Vote 31-0

Fentanyl Test Strip Distribution

Total Number of Strips Distributed

Number of FTS Training Handouts Distributed

176,150*	119,500**
-----------------	------------------

(*Includes 20,000 strips distributed at the Ohio Council of Behavioral Health and Family Services Providers 2023 Conference; 20,000 strips distributed at the Ohio EMS Medical Director's Conference; and 50 strips distributed at the 2024 ONIC Law Enforcement Drug Summit Networking Event.)

(**Some locations did not order handouts or ordered less than the strips they requested.)